

Scaled data based on original data using  
LM-79-08 Approved Method: Electrical and Photometric Measurements of Solid-  
State Lighting Products

Test Report Prepared for  
Cooper Lighting Solutions  
(formerly Eaton)

Brand: McGRAW-EDISON

Report Number: P386511

Luminaire Tested: **GWC-SA2A-830-U-T3**

Issue Date: 3/3/2020

**Test Information**

Test Method: LM-79-08  
Report Number: P386511  
TEST IS SCALED FROM IESNA LM-79-08 TEST DATA (G2-1903-205-14)  
Test Lab: INNOVATION CENTER  
Issue Date: 3/3/2020  
Manufacturer: COOPER LIGHTING SOLUTIONS (FORMERLY EATON)  
Product Line: MCGRAW-EDISON  
Catalog Number: GWC-SA2A-830-U-T3  
Description: GALLEON WALL LUMINAIRE  
(2) 80 CRI, 3000K, 615mA LIGHTSQUARES WITH 16 LEDS EACH AND TYPE III OPTICS  
Light Source: -  
Ballast/Driver: ELECTRONIC DRIVER

**Summary**

Lumens per Lamp: N/A  
Luminaire Lumens: 7731 lumens  
Efficiency: N/A  
Efficacy: 117.1 lumens/watt  
Luminous Opening: Rectangular (W 1' x L: 0.5' x H: 0')  
IES Classification: Type III - Short  
BUG Rating: B1 - U0 - G2

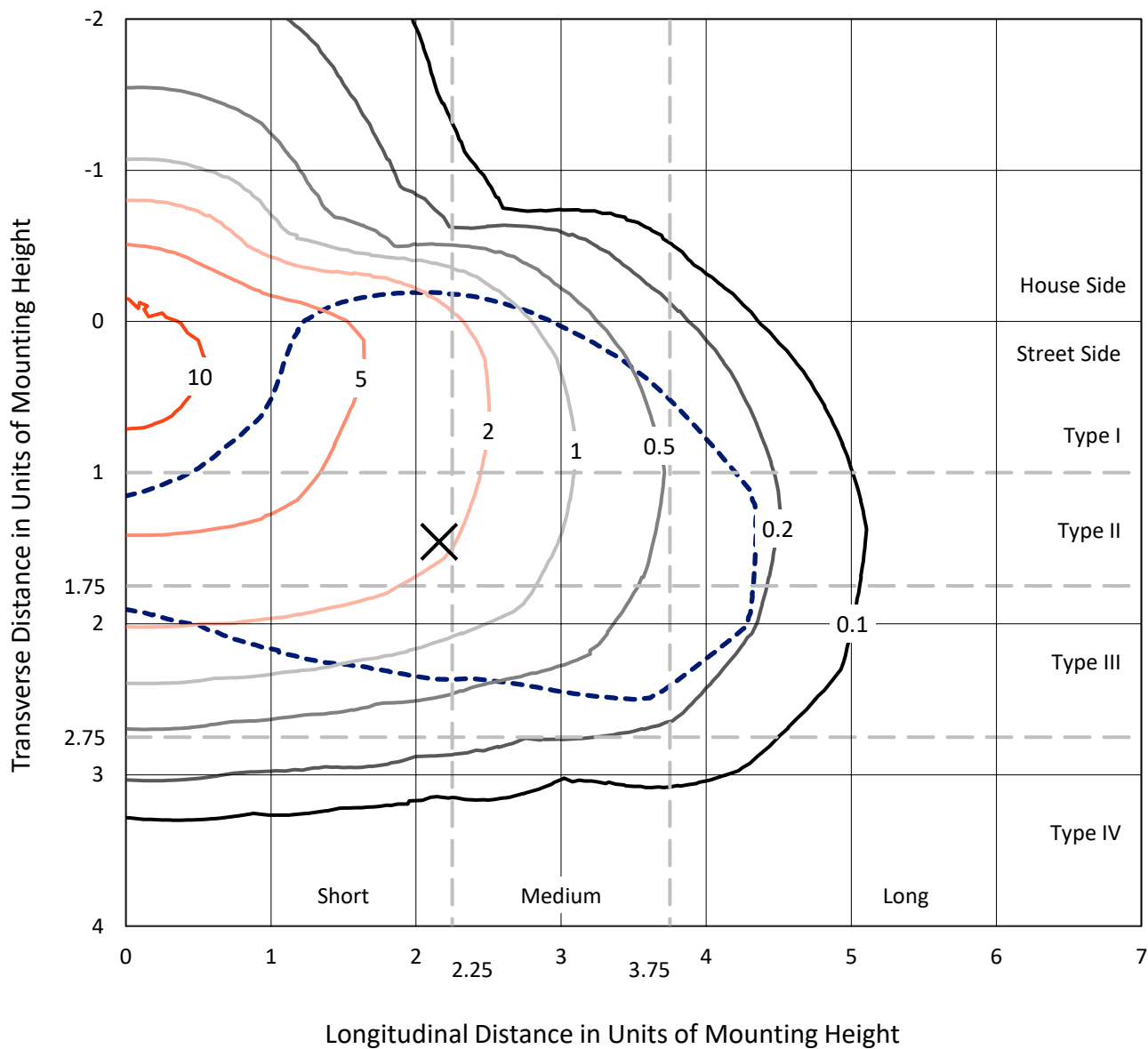
Input Watts (W): 66  
Input Voltage (V): NR  
Input Current (Ain): NR  
Voltage Rise (V): NR  
Power Factor: NR  
Total Harmonic Distortion (THDi): NR  
Frequency (hertz): 60  
Stabilization Time: NR  
Operation Time: NR  
Ambient Temperature (°C): NR  
Test Distance: 24 FT



REPORT NUMBER: P386511  
 CATALOG NUMBER: GWC-SA2A-830-U-T3

### Iso-Footcandle Lines of Horizontal Illumination

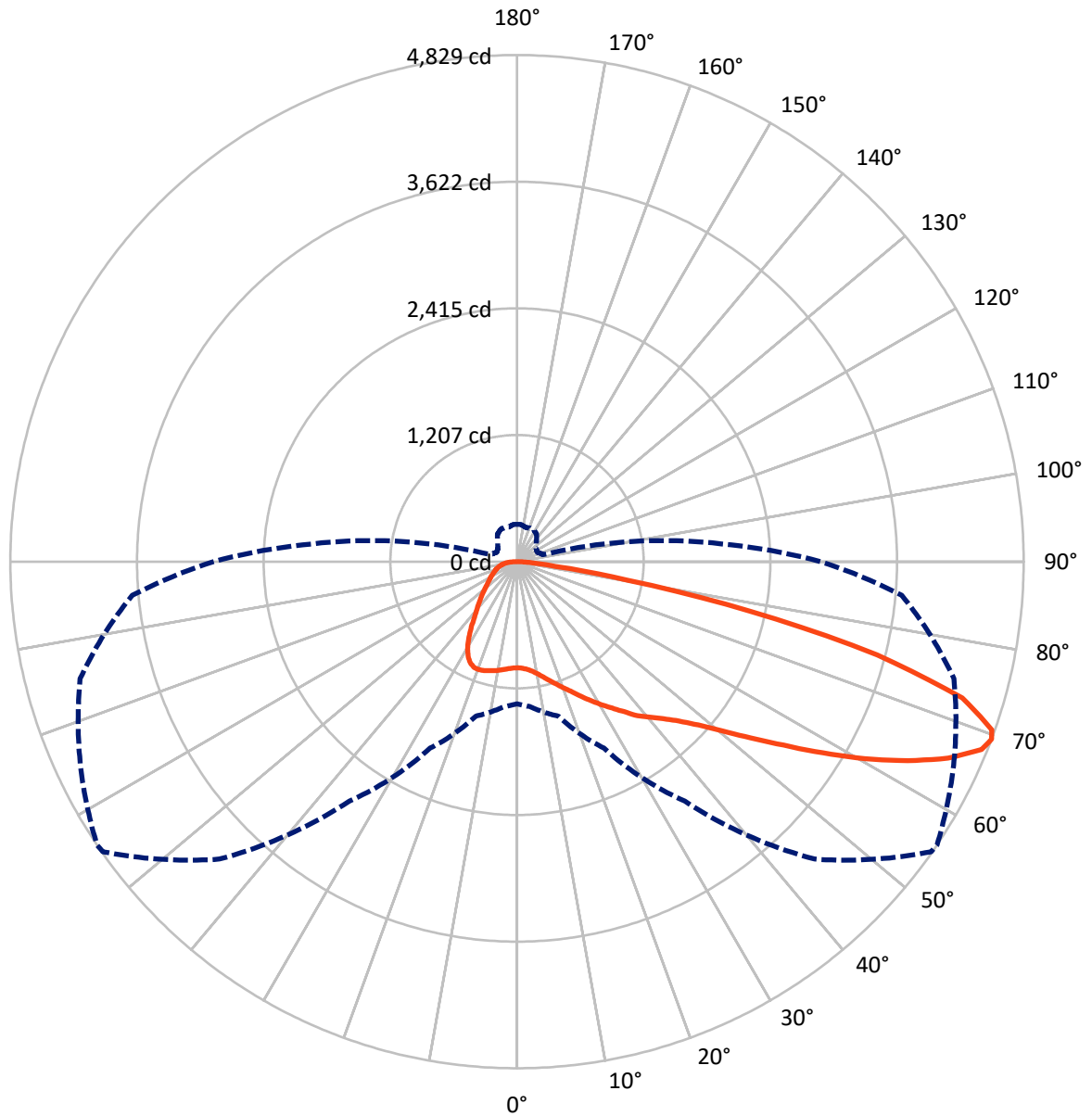
✕ Max cd  
 - - - 1/2 Max cd



Based on 10 foot mounting height. Maximum calculated value = 11 fc  
 Type III - Short - N/A

REPORT NUMBER: P386511  
CATALOG NUMBER: GWC-SA2A-830-U-T3

### Luminous Intensity Polar Plot



— Vertical Plane Through 56-Deg Lateral    - - - Horizontal Cone Through 69-Deg Vertical

REPORT NUMBER: P386511

CATALOG NUMBER: GWC-SA2A-830-U-T3

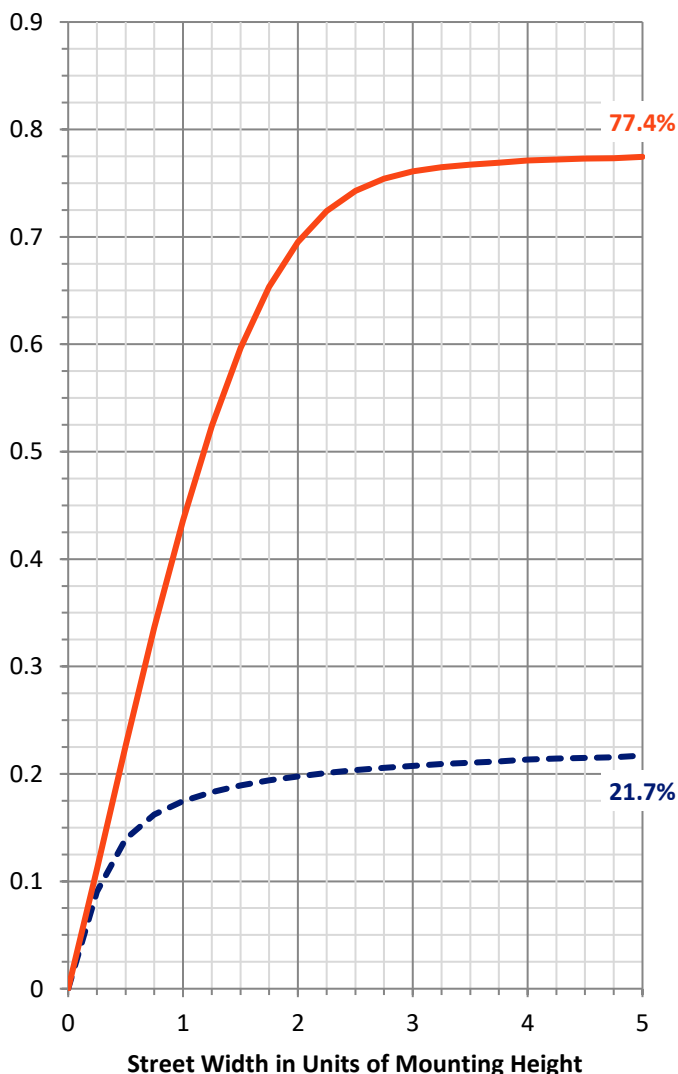
**FLUX DISTRIBUTION:**

		Downward	Upward	Total
<b>House Side</b>	Lumens	1721.7	0.0	1721.7
	% Fixture	22.3	0.0	22.3
<b>Street Side</b>	Lumens	6009.3	0.0	6009.3
	% Fixture	77.7	0.0	77.7
<b>Total</b>	Lumens	7731.0	0.0	7731.0
	% Fixture	100.0	0.0	100.0

**ZONAL LUMENS:**

Zone	Lumens	% Fixture
0°-10°	99.3	1.3
10°-20°	319.2	4.1
20°-30°	557.2	7.2
30°-40°	800.4	10.4
40°-50°	1107.7	14.3
50°-60°	1623.0	21.0
60°-70°	1978.7	25.6
70°-80°	1094.0	14.2
80°-90°	151.5	2.0
90°-100°	0.0	0.0
100°-110°	0.0	0.0
110°-120°	0.0	0.0
120°-130°	0.0	0.0
130°-140°	0.0	0.0
140°-150°	0.0	0.0
150°-160°	0.0	0.0
160°-170°	0.0	0.0
170°-180°	0.0	0.0
0°-90°	7731.0	100.0
0°-180°	7731.0	100.0

**Coefficient of Utilization**



REPORT NUMBER: P386511

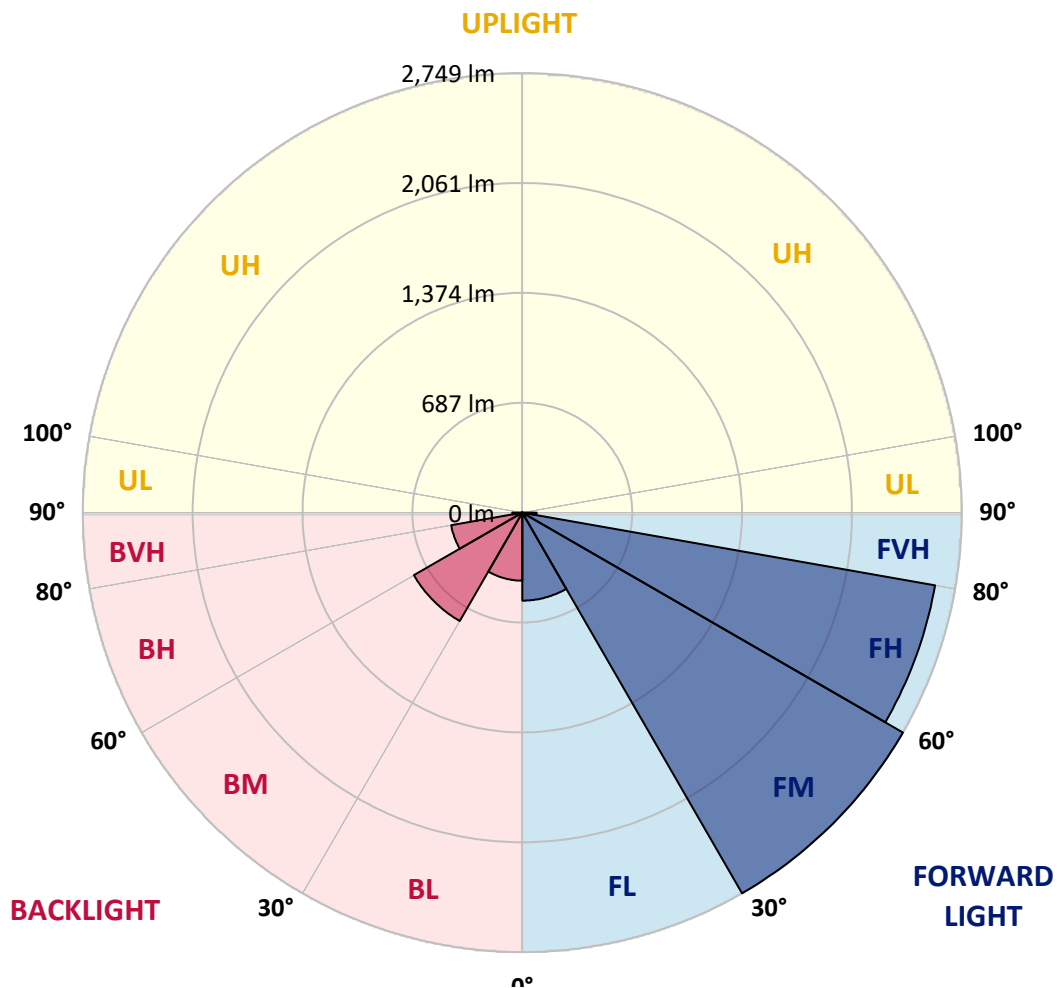
CATALOG NUMBER: GWC-SA2A-830-U-T3

**LUMINAIRE CLASSIFICATION SYSTEM LUMEN TABLE AND BUG RATING:**

Zone	Lumens	% Fixture	Zone Rating/Lumen Limit		
			B	U	G
FL (0°-30°)	550.2	7.1			
FM (30°-60°)	2748.7	35.6			
FH (60°-80°)	2621.2	33.9			G2/5000
FVH (80°-90°)	89.2	1.2			G1/100
BL (0°-30°)	425.5	5.5	B1/500		
BM (30°-60°)	782.5	10.1	B1/1000		
BH (60°-80°)	451.5	5.8	B1/500		G1/500
BVH (80°-90°)	62.3	0.8			G1/100
UL (90°-100°)	0.0	0.0		U0/0	
UH (100°-180°)	0.0	0.0		U0/0	

**BUG Rating: B1-U0-G2**

Type III Short





REPORT NUMBER: P386511  
 CATALOG NUMBER: GWC-SA2A-830-U-T3

**CANDELA DISTRIBUTION (FULL):**

	0°	5°	15°	25°	35°	45°	55°	56°	65°	75°	85°
0°	1010.7	1010.7	1010.7	1010.7	1010.7	1010.7	1010.7	1010.7	1010.7	1010.7	1010.7
2.5°	1017.1	1018.2	1017.4	1019.5	1017.1	1018.7	1017.4	1017.4	1016.6	1014.2	1011.5
5°	1033.1	1035.2	1033.9	1036.0	1033.1	1033.6	1031.2	1031.2	1028.8	1023.8	1018.4
7.5°	1058.1	1060.5	1059.4	1061.6	1057.6	1057.6	1054.4	1054.1	1049.3	1041.1	1034.9
10°	1087.9	1091.1	1090.1	1093.3	1090.1	1091.1	1087.9	1087.9	1081.6	1069.8	1062.1
12.5°	1131.4	1135.4	1132.4	1132.2	1130.8	1133.0	1130.3	1129.8	1123.9	1107.9	1097.3
15°	1189.4	1193.7	1187.6	1187.0	1179.6	1178.8	1178.8	1178.0	1174.2	1155.1	1137.5
17.5°	1256.3	1257.6	1252.3	1243.7	1234.2	1228.0	1227.2	1229.4	1229.4	1207.0	1179.0
20°	1321.8	1324.2	1319.9	1310.3	1298.1	1289.0	1282.6	1286.9	1286.6	1260.0	1220.3
22.5°	1393.2	1398.8	1392.4	1380.1	1365.7	1355.6	1344.4	1348.1	1348.4	1315.7	1260.8
25°	1485.6	1480.5	1476.5	1459.2	1438.7	1428.3	1417.9	1421.7	1420.6	1375.6	1302.6
27.5°	1567.3	1568.4	1563.1	1544.7	1521.0	1498.1	1497.6	1500.0	1496.0	1437.9	1342.0
30°	1662.4	1662.9	1655.5	1639.0	1613.1	1583.6	1576.7	1580.7	1572.1	1497.0	1383.6
32.5°	1757.0	1759.6	1751.4	1731.4	1710.6	1674.7	1660.8	1663.5	1642.2	1557.5	1426.4
35°	1839.8	1843.5	1840.9	1827.5	1804.9	1774.0	1757.5	1755.9	1729.5	1631.5	1483.2
37.5°	1924.2	1927.7	1924.7	1913.6	1904.5	1871.7	1863.0	1863.0	1817.2	1707.2	1555.4
40°	2011.0	2016.4	2012.9	1997.5	1989.7	1974.8	1953.8	1948.7	1899.2	1798.0	1673.1
42.5°	2091.7	2098.7	2112.5	2103.5	2087.7	2089.9	2047.5	2044.9	2008.6	1932.2	1820.9
45°	2206.3	2216.4	2239.8	2232.9	2229.7	2218.0	2167.6	2165.2	2151.4	2112.8	2004.4
47.5°	2331.2	2345.0	2387.4	2388.7	2423.0	2400.9	2332.5	2324.2	2327.4	2329.0	2228.4
50°	2446.2	2461.4	2530.9	2563.7	2644.6	2649.4	2540.0	2532.5	2545.0	2581.8	2489.4
52.5°	2538.1	2557.3	2644.1	2745.3	2884.1	2923.5	2795.4	2789.8	2799.1	2862.5	2784.5
55°	2605.5	2626.3	2720.8	2905.1	3126.7	3196.2	3089.4	3084.1	3089.9	3170.6	3105.4
57.5°	2621.2	2626.3	2763.4	3012.7	3331.5	3498.5	3449.2	3438.6	3409.8	3480.1	3459.6
60°	2547.4	2567.7	2728.3	3050.5	3490.0	3796.5	3825.3	3811.9	3731.2	3788.8	3772.3
62.5°	2397.7	2434.0	2597.0	2993.0	3552.0	4039.9	4194.1	4178.1	4039.1	4076.4	3997.0
65°	2153.3	2168.7	2340.0	2794.6	3473.2	4195.7	4523.0	4515.0	4340.1	4281.7	4038.6
67.5°	1715.9	1745.0	1890.4	2379.9	3150.7	4177.3	4777.4	4776.6	4536.6	4357.9	3891.3
69°	1355.6	1385.7	1524.2	1960.4	2787.9	4009.3	4820.0	4829.3	4592.0	4311.6	3680.9
70°	1080.8	1115.6	1210.7	1651.2	2465.9	3787.7	4784.6	4801.3	4581.4	4235.1	3486.8
72.5°	459.9	488.2	555.8	851.2	1502.9	2828.4	4374.7	4438.1	4334.5	3876.1	2881.7
75°	200.8	209.6	240.2	347.0	667.1	1539.4	3427.1	3544.3	3706.2	3276.4	2146.6
77.5°	147.0	150.7	167.5	203.7	299.4	581.4	2203.9	2272.0	2672.9	2384.2	1316.7
80°	113.7	116.4	129.4	149.7	195.5	235.2	1005.1	1063.7	1502.9	1224.6	548.4
82.5°	90.6	92.4	101.5	110.3	135.0	142.5	333.7	370.2	554.8	338.2	145.1
85°	84.2	86.3	89.5	80.4	86.6	83.6	144.3	151.0	167.5	132.9	60.7
87.5°	38.1	45.0	88.7	62.6	46.1	36.8	59.1	61.8	69.5	69.8	26.9
90°	0.0	0.0	0.0	0.0	0.0	0.0	0.0	0.0	0.0	0.0	0.0



REPORT NUMBER: P386511

CATALOG NUMBER: GWC-SA2A-830-U-T3

**CANDELA DISTRIBUTION (continued):**

	90°	95°	105°	115°	125°	135°	145°	155°	165°	175°	180°
0°	1010.7	1010.7	1010.7	1010.7	1010.7	1010.7	1010.7	1010.7	1010.7	1010.7	1010.7
2.5°	1013.1	1012.3	1013.6	1010.4	1014.4	1014.2	1012.8	1013.4	1016.0	1015.8	1016.0
5°	1019.2	1018.7	1020.3	1017.9	1022.7	1024.3	1024.6	1027.0	1029.9	1030.7	1030.7
7.5°	1034.7	1034.7	1035.5	1032.3	1035.5	1035.2	1033.9	1036.3	1039.2	1039.5	1039.2
10°	1061.3	1061.6	1060.2	1052.0	1049.3	1042.1	1035.5	1035.7	1039.5	1042.4	1043.2
12.5°	1094.9	1093.8	1087.9	1072.8	1061.6	1046.9	1040.0	1039.7	1043.5	1045.9	1046.7
15°	1133.2	1130.3	1115.1	1090.3	1070.6	1056.3	1045.1	1042.4	1040.3	1037.6	1037.9
17.5°	1169.4	1162.8	1137.5	1103.1	1082.4	1063.2	1041.6	1024.3	1012.3	1005.4	1003.3
20°	1206.2	1193.1	1156.7	1115.1	1088.7	1053.9	1012.3	977.2	955.3	945.2	943.3
22.5°	1239.8	1218.7	1174.5	1127.6	1083.7	1022.4	957.2	906.0	875.7	862.1	863.2
25°	1272.5	1243.2	1193.1	1136.4	1058.1	967.0	880.5	817.6	782.5	767.3	766.8
27.5°	1301.3	1268.0	1213.4	1129.2	1010.4	888.2	789.7	728.4	699.1	686.1	683.9
30°	1334.3	1299.1	1240.3	1101.8	940.7	797.1	701.0	657.8	637.1	624.0	621.6
32.5°	1374.5	1341.5	1262.4	1052.0	851.4	702.0	631.7	601.6	582.7	568.1	565.4
35°	1433.1	1397.4	1268.0	980.6	753.4	626.9	580.9	550.0	524.4	505.5	503.6
37.5°	1506.6	1467.5	1255.2	888.2	658.4	578.2	538.5	500.4	467.1	440.5	436.2
40°	1612.6	1553.5	1219.8	781.7	588.3	540.6	497.2	453.8	412.5	381.4	375.3
42.5°	1739.9	1654.4	1165.4	675.7	536.9	502.6	456.2	402.4	363.0	340.9	337.7
45°	1901.8	1759.4	1090.1	583.0	486.3	464.5	412.0	362.5	338.0	321.7	319.1
47.5°	2086.7	1877.1	1011.0	507.6	443.4	428.8	376.6	344.6	325.2	312.4	310.0
50°	2313.9	2010.0	927.1	445.8	400.3	385.9	359.8	334.8	319.3	309.5	307.1
52.5°	2570.1	2159.9	866.6	397.1	364.6	354.2	351.0	329.4	316.9	309.5	307.1
55°	2846.0	2312.5	801.4	356.1	333.7	336.6	345.2	330.0	321.5	312.4	308.9
57.5°	3122.2	2470.2	728.7	321.5	309.2	323.6	341.2	331.0	323.9	315.1	311.9
60°	3340.5	2570.1	616.0	292.4	289.8	309.2	331.6	323.1	313.7	314.0	313.5
62.5°	3442.5	2564.7	491.6	266.6	270.3	289.8	316.1	310.5	302.8	313.2	314.0
65°	3385.3	2436.9	382.7	243.2	249.5	269.5	300.2	304.4	307.1	327.0	329.7
67.5°	3145.1	2188.1	296.4	222.6	230.6	255.7	301.7	331.6	335.0	356.1	355.8
69°	2896.6	1954.8	257.5	212.0	221.3	259.1	322.5	348.9	335.8	358.2	355.0
70°	2688.3	1770.3	236.8	204.8	217.1	265.3	336.4	348.6	331.8	351.0	345.7
72.5°	2070.4	1273.6	200.8	191.5	202.7	253.8	340.4	340.9	322.5	326.3	317.2
75°	1420.1	804.8	175.2	173.4	180.8	228.8	327.6	325.7	298.3	293.0	285.5
77.5°	783.0	408.8	148.9	156.1	161.1	202.7	297.8	295.1	272.5	261.3	258.6
80°	302.0	179.0	125.7	138.8	142.0	175.5	261.0	258.6	239.7	225.3	221.3
82.5°	114.0	93.7	103.9	120.1	119.0	144.9	221.1	219.7	201.3	180.3	173.9
85°	52.7	56.2	82.3	99.1	91.4	107.3	176.8	179.2	156.9	131.8	131.8
87.5°	22.4	31.4	58.3	74.8	61.5	72.4	129.7	123.8	113.7	78.8	74.0
90°	0.0	0.0	0.0	0.0	0.0	0.0	0.0	0.0	0.0	0.0	0.0



Signify Classified - Internal  
Cooper Lighting Solutions Photometric Lab  
1121 Highway 74 South  
Peachtree City, GA 30269

Scaled Data Report



Report Generated By 670245982

Signify Classified - Internal  
Cooper Lighting Solutions Photometric Lab  
1121 Highway 74 South  
Peachtree City, GA 30269

Scaled Data Report



Signify Classified - Internal  
Cooper Lighting Solutions Photometric Lab  
1121 Highway 74 South  
Peachtree City, GA 30269

Scaled Data Report



Signify Classified - Internal  
Cooper Lighting Solutions Photometric Lab  
1121 Highway 74 South  
Peachtree City, GA 30269

Scaled Data Report



Signify Classified - Internal  
Cooper Lighting Solutions Photometric Lab  
1121 Highway 74 South  
Peachtree City, GA 30269

Scaled Data Report



--- HS — SS

Signify Classified - Internal  
Cooper Lighting Solutions Photometric Lab  
1121 Highway 74 South  
Peachtree City, GA 30269

Scaled Data Report



u

Signify Classified - Internal  
Cooper Lighting Solutions Photometric Lab  
1121 Highway 74 South  
Peachtree City, GA 30269

Scaled Data Report



Signify Classified - Internal  
Cooper Lighting Solutions Photometric Lab  
1121 Highway 74 South  
Peachtree City, GA 30269

Scaled Data Report



(END OF REPORT)